










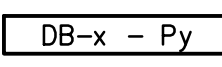


















































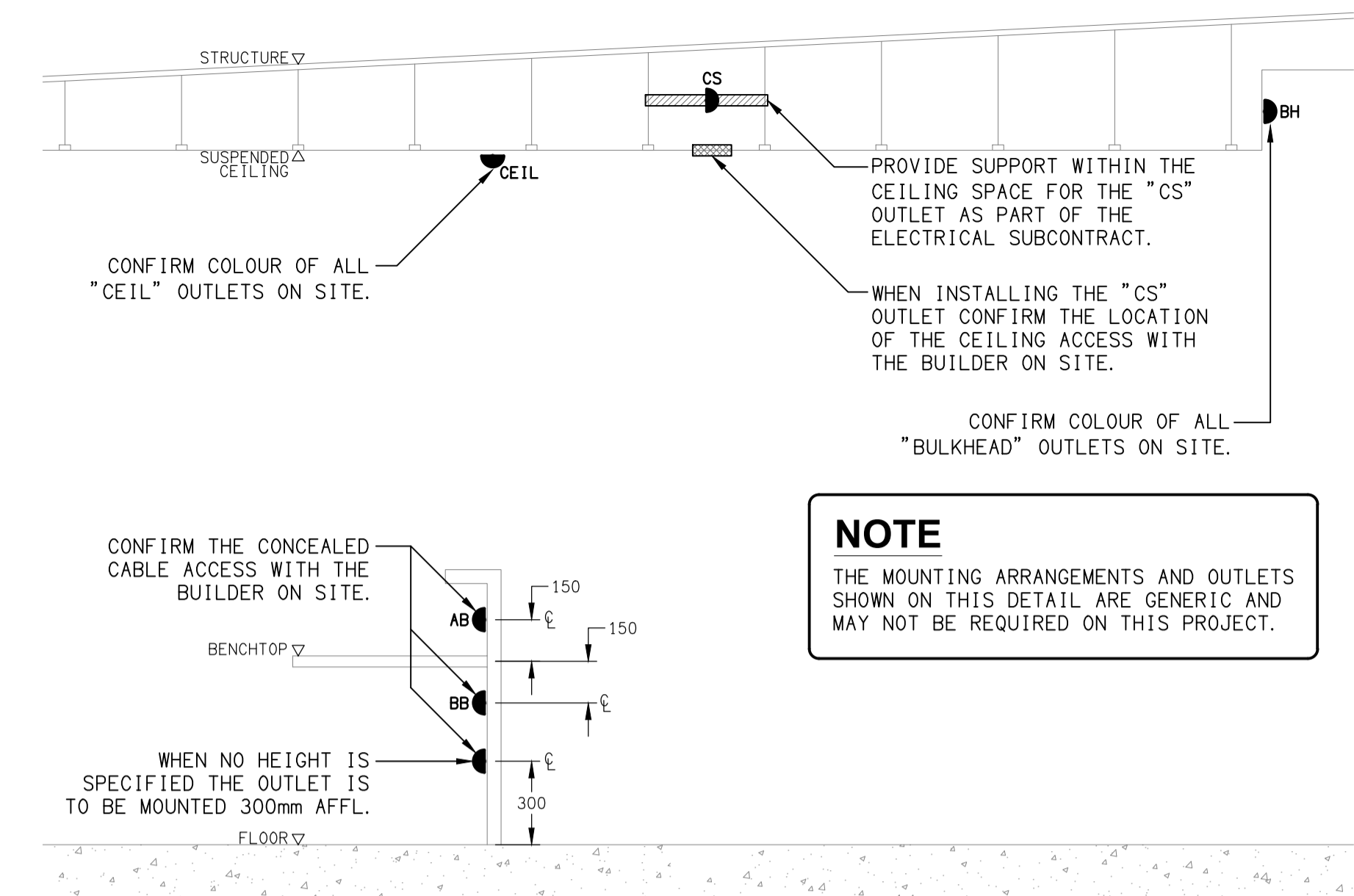


LEGEND

-  ELECTRICAL SERVICES SWITCHBOARD.
-  SWITCHBOARD / CONTROL PANEL NOT PROVIDED AS PART OF THE ELECTRICAL SUBCONTRACT.
-  SINGLE POWER OUTLET.
-  DOUBLE POWER OUTLET.
-  SINGLE POWER OUTLET MOUNTED WITHIN THE AUTO DOOR MULLION.
- 
-  SIGNAGE CONNECTION.
-  SINGLE PHASE ISOLATOR.
-  LIGHTING CONTROL SWITCH PANEL, TYPE x.
-  CIRCUIT LINE.
-  SWITCH LINE.
-  POWER CIRCUIT DESIGNATION. DENOTES DB AND CIRCUIT.
-  LIGHTING CONTROL CHANNEL REFERENCE.
-  ELECTRICAL EQUIPMENT AS NOTED.
-  REFER TO DETAIL NOTED FOR THE AREA SHOWN HATCHED. ADDITIONAL OUTLETS & FITTINGS MAY BE SHOWN ON DETAIL.
-  S1: DALI DIMMABLE LED STRIP MOUNTED BEHIND THE TV.
-  S2: GAMING CEILING CURTAIN PELMET DALI DIMMABLE LED STRIP.
-  S3: CEILING BULKHEAD PELMET DALI DIMMABLE LED STRIP.
-  S4: CEILING BULKHEAD PELMET DALI DIMMABLE LED STRIP.
-  S5: CEILING BULKHEAD PELMET DALI DIMMABLE LED STRIP.
-  S6: EXTERNAL FACADE EDGE RGB LED STRIP.
-  S7: BAR COUNTER PELMET DALI DIMMABLE LED STRIP.
-  S8: REAR BAR JOINERY DALI DIMMABLE LED STRIP.
-  S9: DALI DIMMABLE LED STRIP MOUNTED BEHIND THE MIRROR.
-  S10: DALI DIMMABLE LED STRIP MOUNTED BEHIND THE MIRROR.
-  S11: DALI DIMMABLE LED STRIP MOUNTED WITHIN THE GARDEN OVERHANG.
-  S12: DALI DIMMABLE LED STRIP MOUNTED WITHIN THE STAIR TREAD.
-  S13: DALI DIMMABLE LED STRIP MOUNTED WITHIN THE STAIR HANDRAIL.
-  S14: NO LONGER REQUIRED.
-  E1: GENERAL RECESSED LED EMERGENCY LIGHT, WHITE.
-  E2: GENERAL RECESSED LED EMERGENCY LIGHT, BLACK.
-  E3 EX: EMERGENCY LED EXIT LIGHT, BLACK.
-  EX: EMERGENCY LED EXIT LIGHT, WHITE.
-  PD01: DECORATIVE PHASE DIMMED SUSPENDED PENDANT.
-  PD02: DECORATIVE PHASE DIMMED SUSPENDED PENDANT.
-  PD03: DECORATIVE PHASE DIMMED SUSPENDED PENDANT.
-  PD04: DECORATIVE PHASE DIMMED SUSPENDED PENDANT.
-  TL01E: EXISTING TRACK LIGHT.
-  SL01: SURFACE CAN DOWNLIGHT, DALI DIMMED.
-  WL01: DECORATIVE PHASE DIMMED WALL LIGHT.
-  WL02: DECORATIVE PHASE DIMMED WALL LIGHT.
-  WL03: DECORATIVE PHASE DIMMED WALL LIGHT.
-  WL04: EXTERNAL WALL LIGHT, DALI DIMMED.

LEGEND

-  RD01: RECESSED DALI DIMMABLE LED DOWNLIGHT, WHITE.
-  RD02: RECESSED DALI DIMMABLE LED DOWNLIGHT, BLACK.
-  RD03: RECESSED ADJUSTABLE DALI DIMMABLE LED DOWNLIGHT, WHITE.
-  RD04: RECESSED ADJUSTABLE DALI DIMMABLE LED DOWNLIGHT, BLACK.
-  E: EXISTING RECESSED DOWNLIGHT TO BE RECONNECTED.
-  FS01: FESTOON LIGHTING FIXED TO STAINLESS STEEL SUPPORT, BLACK.
-  GL01: GARDEN SPIKE SPOT LIGHT, BLACK.
-  HRE: EXISTING HEATER TO BE RETAINED.
-  HR01: NEW HEATER, TYPE 1.
- 
-  HL1: HEAT LAMP.
-  ONE-WAY LIGHT SWITCH.
-  SURFACE MOUNTED SMOKE DETECTOR, WHITE.
-  SURFACE MOUNTED SMOKE DETECTOR, BLACK.
-  FLUSH RECESSED FIRE ALARM SPEAKER, WHITE.
-  FLUSH RECESSED FIRE ALARM SPEAKER, BLACK.
-  FIRE ALARM SYSTEM AUTO DOOR INTERFACE.
-  MC: RGB MASTER CONTROLLER.
-  SC: RGB SLAVE CONTROLLER.



NOTE
THE MOUNTING ARRANGEMENTS AND OUTLETS SHOWN ON THIS DETAIL ARE GENERIC AND MAY NOT BE REQUIRED ON THIS PROJECT.

DETAIL
TYPICAL OUTLET MOUNTINGS
NOT TO SCALE

SCHEMATIC NO LONGER REQUIRED

THE COPYRIGHT OF THIS DRAWING REMAINS THE PROPERTY OF THE ELECTRICAL DESIGN GROUP.
USE FIGURED DIMENSIONS IN PREFERENCE TO SCALE.
ALL DIMENSIONS TO BE VERIFIED ONSITE.

D	TENDER	19/05/2026
REV:	DESCRIPTION:	DATE:

ELECTRICAL DESIGN GROUP
ELECTRICAL BUILDING SERVICES CONSULTANTS

BRISBANE: P.O. Box 15 Sherwood Qld 4075
Phone: (07) 3278 4375
Email: brisbane@edg.net.au
Web: www.edg.net.au

ELECTRICAL DESIGN GROUP BRISBANE PTY LTD
ACN 092 710 793

TRADING AS:
ELECTRICAL DESIGN GROUP

PROJECT:
BURLEIGH HEADS HOTEL

SITE ADDRESS:
4 THE ESPLANADE, BURLEIGH HEADS QUEENSLAND

SCALE: NOT TO SCALE SHEET SIZE: AT A1

DRAWING TITLE:
ELECTRICAL SERVICES LEGEND & DETAILS

PROJECT NO. DRAWING NO. REVISION:
C3591a E01 D